

The twin lane TL6 and the eclipse range of equipment, bring to the tray sealing market machines that demonstrate ruggedness of build, high performance and versatility born out of PA's 50 years of experience in the industry.

eclipse TL6






packaging automation Ltd

- Can seal up to 180 packs per minute
- Twin lane
- High speed sealing
- Indisputable reliability
- Environmental considerations incorporated into design
- 2 minute tool changeovers
- Ultra lightweight and quick release tooling
- Inbuilt TDS (Tool Docking System) automatically aligns electrical and gas connectors on the tool



eclipse TL6



FEATURES

Machine

- Operation from both sides
- Operator friendly touch screen provides machine status, self diagnostics and operator prompts
- Pre-set accurate recipe based temperature control
- High accuracy servo driven film feed system with easy to follow film path
- FSP (Film Snap Protection)
- PCP (Pack Crush Protection) system
- Hygienic, robust construction to food industry standards
- Quick and easy to remove infeed and outfeed flat PU belt conveyors for added hygiene
- Film as thin as 17 µm can be used to reduce packaging waste
- Reduced air consumption during operation
- Energy usage reduced during automatic standby mode
- Fully portable, caster mounted

Tooling

- Removable tooling impressions allow for continuous operation of the machine
- Two minute tool changeover with quick release tools
- Lightweight tooling for manual loading
- Inbuilt TDS (Tool Docking System) aligns electrical and gas connectors
- Adjustable transfer arm heights cater for any depth of tray
- Quick release cutting blades
- Waterproof heater mats reduce failures during cleaning and reduce heat up times by up to 36%

Options

- MAP-F (Modified Atmosphere Packaging)
- MAP-V (Vacuum Gas Flushing)
- Industrial remote access solution for remote diagnostics and program updates
- Eco-Cut™ - reducing film waste
- Foil crimping
- Pre-printed or pre-punched registered film
- Data capture
- Through conveyor
- Date coder integration ready


Service and Maintenance

All Packaging Automation machines are offered with a 12 month parts and labour warranty.

A dedicated customer service team is ready to assist with service and maintenance calls and spare parts. Immediate technical phone support is available 24 hours a day 7 days a week.

Materials

The eclipse TL6 has the ability to heat seal reel fed film, pre-cut foil, paper or laminate lids to preformed trays and containers of CPET, polypropylene, PVC, styrene, board, smooth walled foil, pre-cut board, paper, plastic, foil lids and many other types of container.



TRAY LAYOUT OPTIONS AND THROUGHPUTS

TECHNICAL INFORMATION

Height	1988.5mm
Length	3380mm
Width	1130mm
Weight	1750kg
Electrical supply	32A 415V 3 phase N+E 20A max/phase 50-60hz
Pneumatic supply	34cfm at 80-100psi
Production speed	15 cycles per minute

MAXIMUM DIMENSIONS (MM)					
Number of trays	Length of tray	Width	Depth	Diameter (circular trays)	Production speed per min (up to)
2sl*	405	350	100	350	30
3sl*	261	350	100	261	60
6	227	261	100	227	90
8	190	190	100	190	120
10	147	147	100	147	150
12	118	118	100	118	180

sl* - single lane format



packaging automation Ltd